



PART NUMBER 0515L-25A
ITEM NAME 515 NM SLM LASER

PRODUCT DATASHEET



DESCRIPTION

515 nm single-longitudinal mode (SLM) laser diode module coupled with polarization maintaining (PM) fiber. High long-term power stability is ensured by TEC thermal stabilization, as well as thermal and optical feedback.

This product is discontinued, please, refer to our alternative - 520nm laser

Note:

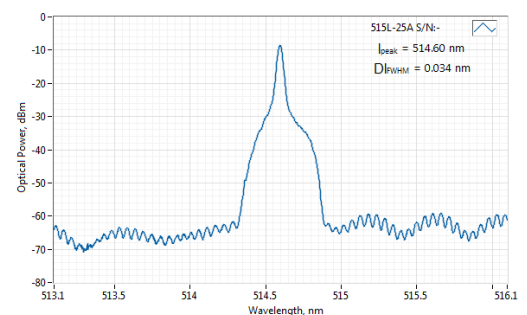
In optical systems with strong back-reflections (e.g. more than 10%), the laser must be protected by using an optical isolator with at least 20 dB isolation. Typical applications include interferometry, confocal microscopy (especially working with reflective samples), etc. Failure to comply with these requirements will render the warranty void for cases of COD (Catastrophic Optical Damage) of laser diode facets.

SPECIFICATIONS

Specifications updated: 28 December 2022

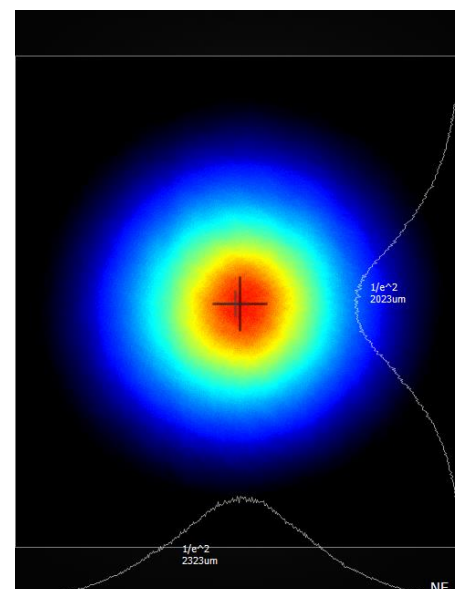
Parameter	Minimum Value	Typical Value	Maximum Value
Central wavelength, nm	514.4	514.6	514.8
Longitudinal modes	-	Single	-
Spectral line width FWHM, pm	-	0.1 ¹	1
Output power, mW	-	5 ²	7
Side-mode suppression ratio (SMSR), dB	40	50	60
Power stability, % (RMS, 8 hrs)	0.05	0.1 ³	0.25
Power stability, % (peak-to-peak, 8 hrs)	0.1	0.5 ⁴	1
Intensity noise, % (RMS, 20 Hz to 20 MHz)	0.05	0.5 ⁵	1
Transversal modes	-	TEM00	-
Polarization direction	-	Aligned within the slow axis of the PM fiber and the key position. ⁶	-
Polarization extinction ratio (from PM fiber), dB	20	23	-
Control interface type	-	UART ⁷	-
Operation mode	-	APC (CW)	-
Modulation bandwidth, MHz	-	N/A ⁸	-
Input voltage, VDC	4.8	5	5.3
External power supply requirement	-	+5 V DC, 1.5 A	-
Dimensions (WxDxH), mm	-	50 x 30 x 18 ⁹	-
Fiber length, m	0.95	1	1.1
Heat-sinking requirement, °C/W	-	1	-
Optimum heatsink temperature, °C	18	25	32

TYPICAL SPECTRUM



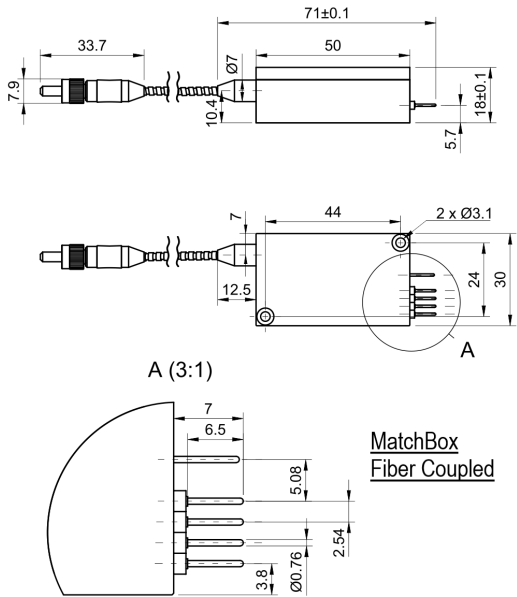
Typical spectrum of 0515 nm diode laser. Measured with 20 pm resolution.

TYPICAL NEAR FIELD



Warm up time, mins (cold start)	0.2	1	2
Temperature stabilization	-	Internal TEC	-
Overheat protection	-	Yes	-
Storage temperature, °C (non-condensing)	-10	-	50
Net weight, kg	0.1	0.2	0.14
Max. power consumption, W	0.4	2	10
Warranty, months (op. hrs)	-	14 (10000) ¹⁰	-
RoHS	-	Yes	-
CE compliance	-	- General Product Safety Directive (GPSD) 2001/95/EC - (EMC) Directive 2004/108/EC	-
Laser safety class	-	3B	-
OEM lasers are not compliant with	-	IEC60825-1:2014 (compliant using additional accessories)	-
Country of origin	-	Lithuania	-

DRAWING



¹ Measured with a scanning Fabry-Perot interferometer having 7.5 Mhz resolution, with scanning frequency of about 10 Hz. Interferometer testing is not provided for each laser being manufactured, the standard test is OSA measurement with 20-30 pm resolution instead.

² The output power of SLM lasers shall not be tuned and SLM performance is not guaranteed at power ratings other than factory preset. However, the power setting capability is not disabled. External attenuators are recommended instead.

³ The long term power test is carried out at constant laser body temperature (+/-0.1 °C) using an optical power meter with an input bandwidth of 10 Hz. The actual measurement rate has a period of about 20 seconds to 1 minute.

⁴ The long term power test is carried out at constant laser body temperature (+/-0.1 °C) using an optical power meter with an input bandwidth of 10 Hz. The actual measurement rate has a period of about 20 seconds to 1 minute.

⁵ Noise level is measured with a fast photodiode connected to an oscilloscope. The overall system bandwidth is from 2 kHz to 20 MHz.

⁶ With possible error of up to ±5°.

⁷ Break-out-boxes AM-C8 and AM-C3 can be used for conversion of UART communication to either USB or RS232.

⁸ SLM lasers shall not be modulated - use external modulators instead.

⁹ Excluding control interface pins and an output window/fiber assembly.

¹⁰ Whichever occurs first. The laser has an integrated operational hours counter.

Note: Product specifications are subject to change without prior notice to improve reliability, function or design or otherwise.