



PART NUMBER 0633L-25A  
 ITEM NAME 633 NM SLM LASER

## PRODUCT DATASHEET



### DESCRIPTION

Single-longitudinal mode (SLM) 633 nm laser is a replacement for HeNe, where high coherence length and exact center wavelength is needed. This wavelength is also quite popular in Raman spectroscopy. Small footprint and +5VDC (USB typical) operating voltage is exactly what's needed for handheld portable devices. Integrated precision driver electronics ensure low-noise and very stable operation throughout wide temperature range. 633 nm red radiation features average photon energy. VBG technology delivers a low-cost solution to sophisticated Raman spectroscopy and various metrology needs.

#### Note:

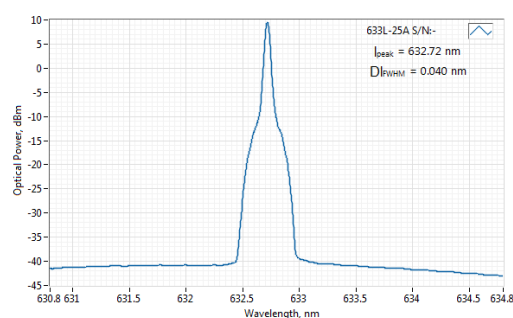
In optical systems with strong back-reflections (e.g. more than 10%), the laser must be protected by using an optical isolator with at least 20 dB isolation. Typical applications include interferometry, confocal microscopy (especially working with reflective samples), etc. Failure to comply with these requirements will render the warranty void for cases of COD (Catastrophic Optical Damage) of laser diode facets.

### SPECIFICATIONS

Specifications updated: 24 January 2024

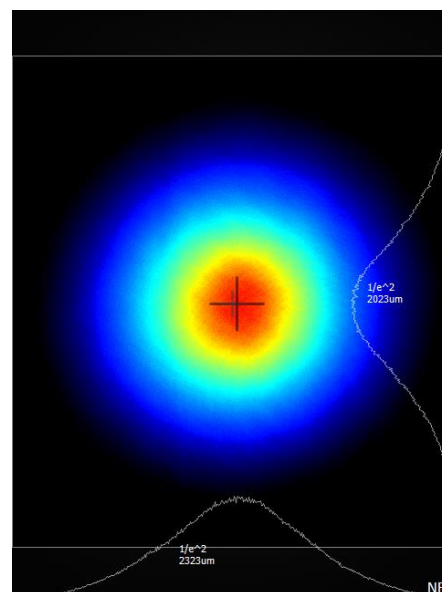
Parameter	Minimum Value	Typical Value	Maximum Value
Central wavelength, nm	632.6	632.8	632.9
Longitudinal modes	-	Single	-
Spectral line width FWHM, MHz	-	2	8
Output power, mW	-	35 <sup>1</sup>	-
Side-mode suppression ratio (SMSR), dB	-	50	-
Power stability, % (RMS, 8 hrs)	0.03	0.1 <sup>2</sup>	0.25
Power stability, % (peak-to-peak, 8 hrs)	0.1	0.4 <sup>3</sup>	1
Intensity noise, % (RMS, 20 Hz to 20 MHz)	0.1	0.2 <sup>4</sup>	0.6
Transversal modes	-	TEM00	-
Polarization direction	-	Aligned within the slow axis of the PM fiber and the key position. <sup>5</sup>	-
Polarization extinction ratio (from PM fiber), dB	20	25	-
Control interface type	-	UART <sup>6</sup>	-
Operation mode	-	APC (CW)	-
Modulation bandwidth, MHz	-	N/A <sup>7</sup>	-
Input voltage, VDC	4.8	5	5.3
External power supply requirement	-	+5 V DC, 1.5 A	-
Dimensions (WxDxH), mm	-	50 x 30 x 18 <sup>8</sup>	-
Fiber length, m	0.95	1	1.1
Heat-sinking requirement, °C/W	-	1	-
Optimum heatsink temperature, °C	18	25	32

### TYPICAL SPECTRUM



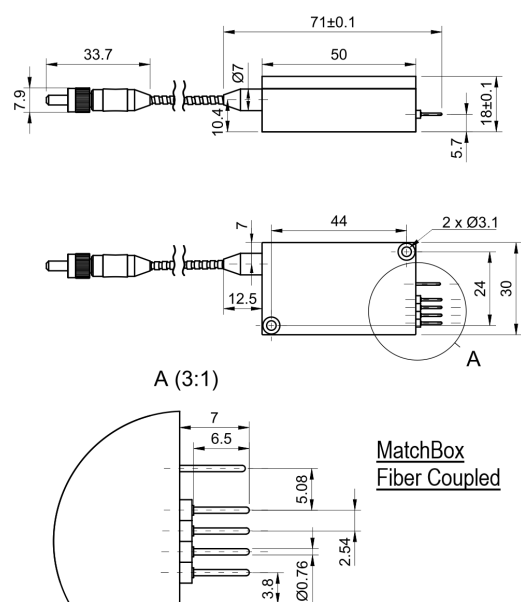
Typical spectrum of 0633 nm diode laser. Measured with 20 pm resolution.

### TYPICAL NEAR FIELD



Warm up time, mins (cold start)	0.2	1	2
Temperature stabilization	-	Internal TEC	-
Overheat protection	-	Yes	-
Storage temperature, °C (non-condensing)	-10	-	50
Net weight, kg	0.1	0.12	0.14
Max. power consumption, W	0.4	2	10
Warranty, months (op. hrs)	-	14 (10000) <sup>9</sup>	-
RoHS	-	Yes	-
CE compliance	-	- General Product Safety Directive (GPSD) 2001/95/EC - (EMC) Directive 2004/108/EC	-
Laser safety class	-	3B	-
OEM lasers are not compliant with	-	IEC60825-1:2014 (compliant using additional accessories)	-
Country of origin	-	Lithuania	-
Spectral line width FWHM, pm	-	0.003 <sup>10</sup>	0.01

## DRAWING



<sup>1</sup> The output power of SLM lasers shall not be tuned and SLM performance is not guaranteed at power ratings other than factory preset. However, the power setting capability is not disabled. External attenuators are recommended instead.

<sup>2</sup> The long term power test is carried out at constant laser body temperature (+/-0.1 °C) using an optical power meter with an input bandwidth of 10 Hz. The actual measurement rate has a period of about 20 seconds to 1 minute.

<sup>3</sup> The long term power test is carried out at constant laser body temperature (+/-0.1 °C) using an optical power meter with an input bandwidth of 10 Hz. The actual measurement rate has a period of about 20 seconds to 1 minute.

<sup>4</sup> Noise level is measured with a fast photodiode connected to an oscilloscope. The overall system bandwidth is from 2 kHz to 20 MHz.

<sup>5</sup> With possible error of up to ±5°.

<sup>6</sup> Break-out-boxes AM-C8 and AM-C3 can be used for conversion of UART communication to either USB or RS232.

<sup>7</sup> SLM lasers shall not be modulated - use external modulators instead.

<sup>8</sup> Excluding control interface pins and an output window/fiber assembly.

<sup>9</sup> Whichever occurs first. The laser has an integrated operational hours counter.

<sup>10</sup> Converted from bandwidth value.

Note: Product specifications are subject to change without prior notice to improve reliability, function or design or otherwise.